



CPUC Public Agenda 3357
Thursday, May 21, 2015 9:30 a.m.
San Francisco, CA



Commissioners:
Michael Picker, President
Michel Peter Florio
Catherine J.K. Sandoval
Carla J. Peterman
Liane M. Randolph

www.cpuc.ca.gov





The Pledge of Allegiance



“I pledge allegiance to the Flag of the
United States of America,
and to the Republic for which it stands,
one nation under God,
indivisible,
with liberty and justice for all.”





Safety and Emergency Information

- In the event of an emergency, please calmly proceed out the exits.
- We have four exits: Two in the rear and one on either side of the speakers.
- In the event that we do need to evacuate the building:
- **(For the Rear Exits)** - Head out through the courtyard, and down the front steps. Continue west on McAllister Street. Turn north onto Franklin Street. Turn west onto Turk Street and proceed to Gough Street.
- **(For the Side Exits)** - Go out of the exits and you will be on Golden Gate Avenue. Proceed west to Franklin Street. Turn north onto Franklin Street. Turn west onto Turk Street and proceed to Gough Street.
- Our assembly point is Jefferson Square Park on Turk and Gough Streets.





Public Comment

- Per Resolution ALJ-252, any member of the public (excluding parties and their representatives) who wishes to address the CPUC about matters before the Commission must sign up with the Public Advisor's Office table before the meeting begins. If an individual has signed up using the electronic system on the Commission's website, they must check in with the Public Advisor's Office on the day of the meeting, by the sign-up deadline.
- Once called, each speaker has up to 3 minutes at the discretion of the Commission President. Depending on the number of speakers, the time limit may be reduced to 1 minute.
- A sign will be posted when 1 minute remains.
- A bell will ring when time has expired.
- At the end of the Public Comment Section, the Commission President will ask if there are any additional individuals who wish to speak. Individuals who wish to speak but did not sign up by the deadline, will be granted a maximum of one minute to make their comments.

The following items are NOT subject to Public Comment:

- 9, 39
- All items on the Closed Session Agenda





Public Comment

- Per Resolution ALJ-252, any member of the public (excluding parties and their representatives) who wishes to address the CPUC about matters before the Commission must sign up with the Public Advisor's Office table before the meeting begins. If an individual has signed up using the electronic system on the Commission's website, they must check in with the Public Advisor's Office on the day of the meeting, by the sign-up deadline.
- Once called, each speaker has up to 2 minutes at the discretion of the Commission President. Depending on the number of speakers, the time limit may be reduced to 1 minute.
- A sign will be posted when 1 minute remains.
- A bell will ring when time has expired.
- At the end of the Public Comment Section, the Commission President will ask if there are any additional individuals who wish to speak. Individuals who wish to speak but did not sign up by the deadline, will be granted a maximum of one minute to make their comments.

The following items are NOT subject to Public Comment:

- 9, 39
- All items on the Closed Session Agenda





Public Comment

- Per Resolution ALJ-252, any member of the public (excluding parties and their representatives) who wishes to address the CPUC about matters before the Commission must sign up with the Public Advisor's Office table before the meeting begins. If an individual has signed up using the electronic system on the Commission's website, they must check in with the Public Advisor's Office on the day of the meeting, by the sign-up deadline.
- Once called, each speaker has up to 1 minute to address the Commission.
- A bell will ring when time has expired.
- At the end of the Public Comment Section, the Commission President will ask if there are any additional individuals who wish to speak. Individuals who wish to speak but did not sign up by the deadline, will be granted a maximum of one minute to make their comments.

The following items are NOT subject to Public Comment:

- 9, 39
- All items on the Closed Session Agenda





Public Agenda Changes

- Items shown on the Consent Agenda will be taken up and voted on as a group in one of the first items of business of each CPUC meeting.
- Items on Today's Consent Agenda are: **1, 2, 4, 7, 8, 9, 10, 11, 12, 13, 18, 19, 20, 21, 22, 23, 24, 27, 29, 30 and 31.**
- Any Commissioner, with consent of the other Commissioners, may request an item from the Regular Agenda be moved to the Consent Agenda prior to the meeting.
- **Items 44 and 45** from the Regular Agenda have been added to the Consent Agenda.
- Any Commissioner may request an item be removed from the Consent Agenda for discussion on the Regular Agenda prior to the meeting.
- No items have been moved to the Regular Agenda.
- **Item 25** has been withdrawn.
- The following items have been held to future Commission Meetings:
 - Held to 6/11/15: **3, 5, 14, 15, 16, 17, 26, 28, 32, 33, 34, 35, 37 and 41.**
 - Held to 6/25/15: **6, 38 and 38a.**





Regular Agenda

- Each item on the Regular Agenda (and its alternate if any) will be introduced by the assigned Commissioner or CPUC staff and discussed before it is moved for a vote.
- For each agenda item, a summary of the proposed action is included on the agenda; the CPUC's final decision may, however, differ from that proposed.
- The complete text of every Proposed Decision or Draft Resolution is available for download on the CPUC's website: www.cpuc.ca.gov.
- Late changes to agenda items are available on the Escutia Table.





Regular Agenda – Energy Orders

Item # 36 [13794] – San Diego Gas & Electric Company’s Application for Authority to Enter Into Purchase Power Tolling Agreement with Carlsbad Energy Center, LLC

A14-09-007 – Application of San Diego Gas & Electric Company for Authority to Partially Fill the Local Capacity Requirement Need Identified in D.14-03-004 and Enter into a Purchase Power Tolling Agreement with Carlsbad Energy Center, LLC.

Ratesetting

Comr. Florio / Judge Yacknin

PROPOSED OUTCOME:

- Denies application without prejudice.
- Closes the proceeding.

SAFETY CONSIDERATIONS:

- Balances the need for electric reliability and the need to reduce greenhouse gas through the Loading Order.

ESTIMATED COST:

- There are no costs associated with the outcome of the proposed decision.





Regular Agenda – Energy Orders

Item # 36a [13887] – PRESIDENT PICKER’S ALTERNATE TO ITEM 13794

A14-09-007 – Application of San Diego Gas & Electric Company for Authority to Partially Fill the Local Capacity Requirement Need Identified in D.14-03-004 and Enter into a Purchase Power Tolling Agreement with Carlsbad Energy Center, LLC.

Ratesetting

Pres. Picker

PROPOSED OUTCOME:

- Approves San Diego Gas & Electric Company’s (SDG&E) request for authority to enter into a purchase power tolling agreement with Carlsbad Energy Center, LLC subject to the following two conditions:
 - The project contract capacity is reduced from 600 megawatts (MWs) to 500 MWs while otherwise subject to the same per unit price and other terms and conditions as the agreement first presented in the application; and
 - All of the 100 MWs in residual procurement authority resulting from the amendment of the purchase power tolling agreement must consist of preferred resources or energy storage.

SAFETY CONSIDERATIONS:

- Approval of the purchase power tolling agreement will provide local reliability needs in SDG&E’s service territory and will assist with the integration of renewables resources in the state.

ESTIMATED COST:

- Actual costs of the power purchase tolling agreement are confidential at this time.





Regular Agenda – Orders Extending Statutory Deadline

Item # 39 [13959] – Order Extending Statutory Deadline

C12-08-015, C13-11-002 – Related Matters – David Davis vs. Southern California Edison Company.

Adjudicatory

Comr. Randolph / Judge McKinney

PROPOSED OUTCOME:

- Extends statutory deadline for Case 13-11-002 to December 19, 2015.

SAFETY CONSIDERATIONS:

- There are no safety considerations implicated with this Order Extending Statutory Deadline.

ESTIMATED COST:

- There are no costs associated.





Regular Agenda – Orders Extending Statutory Deadline

Item # 40 [13965] – Order Extending Statutory Deadline

A13-02-023 – Application of Pacific Gas and Electric Company for Compliance Review of Utility Owned Generation Operations, Electric Energy Resource Recovery Account Entries, Contract Administration, Economic Dispatch of Electric Resources, Utility Retained Generation Fuel Procurement, and Other Activities for the Period January 1 through December 31, 2012.

Ratesetting

Comr. Florio / Judge Roscow

PROPOSED OUTCOME:

- Extends statutory deadline for completion of this proceeding until August 3, 2015.

SAFETY CONSIDERATIONS:

- There are no safety considerations implicated with this Order Extending Statutory Deadline.

ESTIMATED COST:

- There are no costs associated.





Regular Agenda – Other Utility Orders

Item # 41 [13948] – New Order Instituting Expedited Rulemaking

R. _____ – Order Instituting Expedited Rulemaking to Consider Repeal of General Order 105-A, General Order 106, and General Order 144-A.

PROPOSED OUTCOME:

- Institutes a Rulemaking to consider repeal of three General Orders (GO) 105-A, 106 and 144-A, regarding air transportation and railroad industry rules and tariffs.

SAFETY CONSIDERATIONS:

- There does not appear to be any direct safety consequences from repeal of these General Orders.

ESTIMATED COST:

- None at this time.





Commissioners' Reports





Management Reports





Regular Agenda – Management Reports and Resolutions

Item #43 [13874]

Management Report on Administrative Activities





Public Utility Services in California

AN INTERACTIVE MAP PROJECT

Reagan Rockzsfforde – Policy & Planning Division

Tito Vandermeijden – Communications Division





PURPOSE

what is the average bill and usage for electricity, gas and water?

where are the largest electric, gas and water users in the state?

how income and climate affect utility consumption?

where are the low income customers located?

where are the fastest and slowest wireline connection speeds in CA?

what areas do not have broadband service?





DATA

GEOSPATIAL ANALYSIS (GIS)

~1,700
ZIP
CODES

Electricity,
Gas, Water
&
Broadband

Average
Bill &
Usage,
Customers,
Median
Income &
Population

Relationships

Patterns

Trends



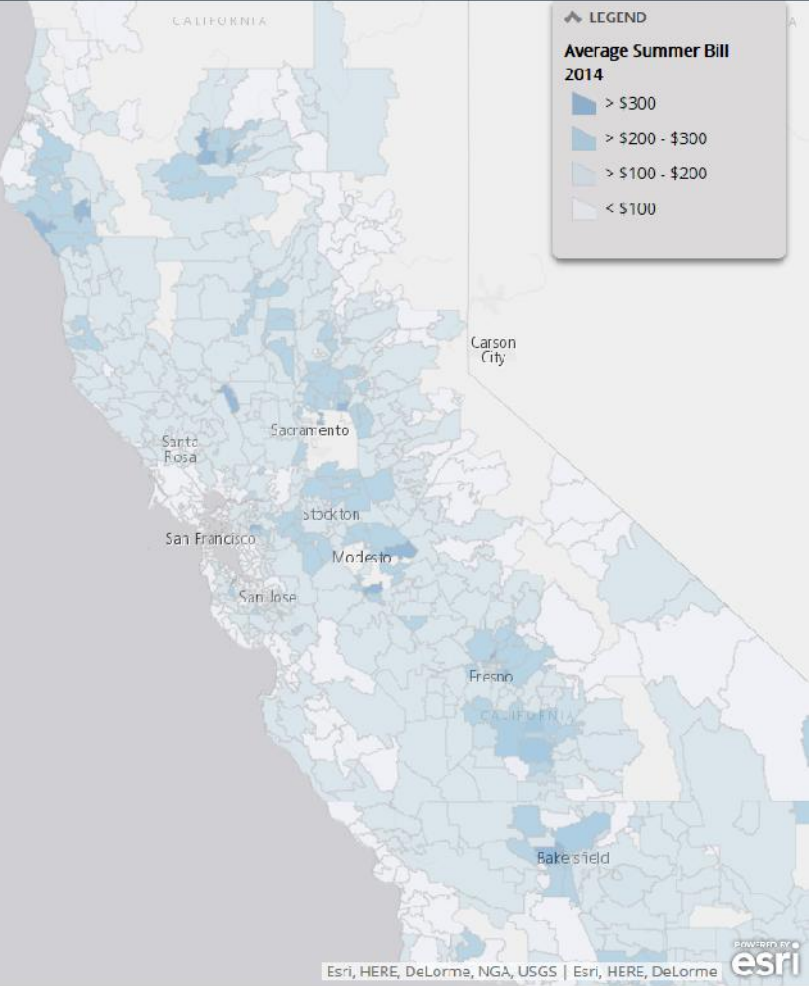
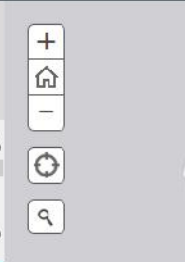


INTERACTIVE MAP

Comparative Analysis of Utility Services & Rates in California

1 What is the average electric bill and usage?

Type your ZIP Code in the search box, wait for the map to zoom in, and click on the center of the map to see the pop-up box with the detailed data.



2 What is the average gas bill and usage?

3 What is the average water bill and usage?

4 What is your broadband connection?

5 How does income affect utility usage?

6 Where are the low-income customers?

7 How does climate affect your energy bill?

Accessible

Intuitive

Usable





Comparative Analysis of Utility Services & Rates in California



1 What is the average electric bill and usage?

Type your ZIP Code in the search box, wait for the map to zoom in, and click on the center of the map to see the pop-up box with the detailed data.

Residential electric customers in



LEGEND

Average Summer Bill 2014

- > \$300
- > \$200 - \$300
- > \$100 - \$200
- < \$100

2 What is the average gas bill and usage?

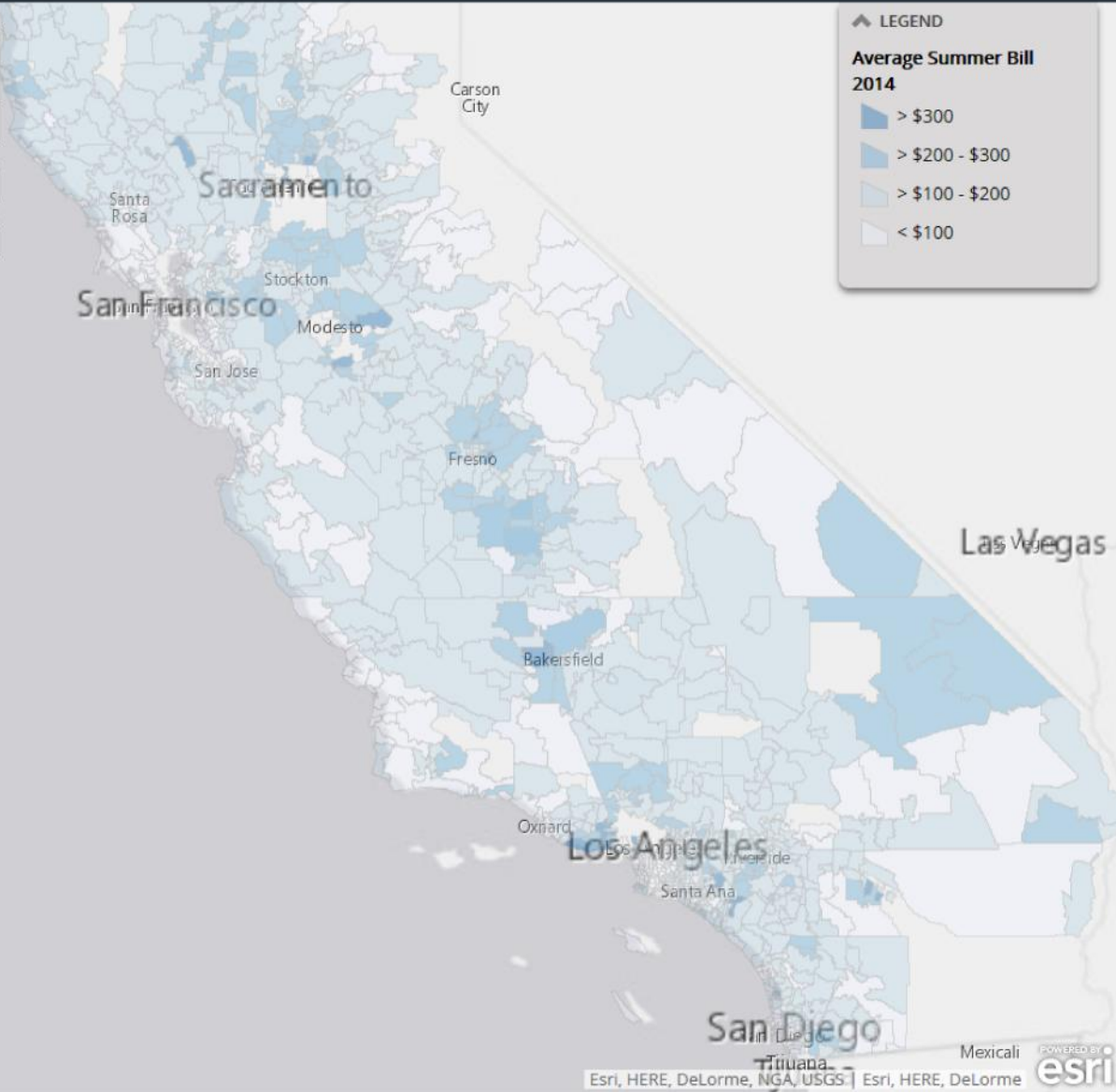
3 What is the average water bill and usage?

4 What is your broadband connection speed?

5 How does income affect utility usage?

6 Where are the low-income customers?

7 How does climate affect your energy bill?





Comparative Analysis of Utility Services & Rates in California



1 What is the average electric bill and usage?

Type your ZIP Code in the search box, wait for the map to zoom in, and click on the center of the map to see the pop-up box with the detailed data.

Residential electric customers in



LEGEND

Average Summer Bill 2014

- > \$300
- > \$200 - \$300
- > \$100 - \$200
- < \$100

2 What is the average gas bill and usage?

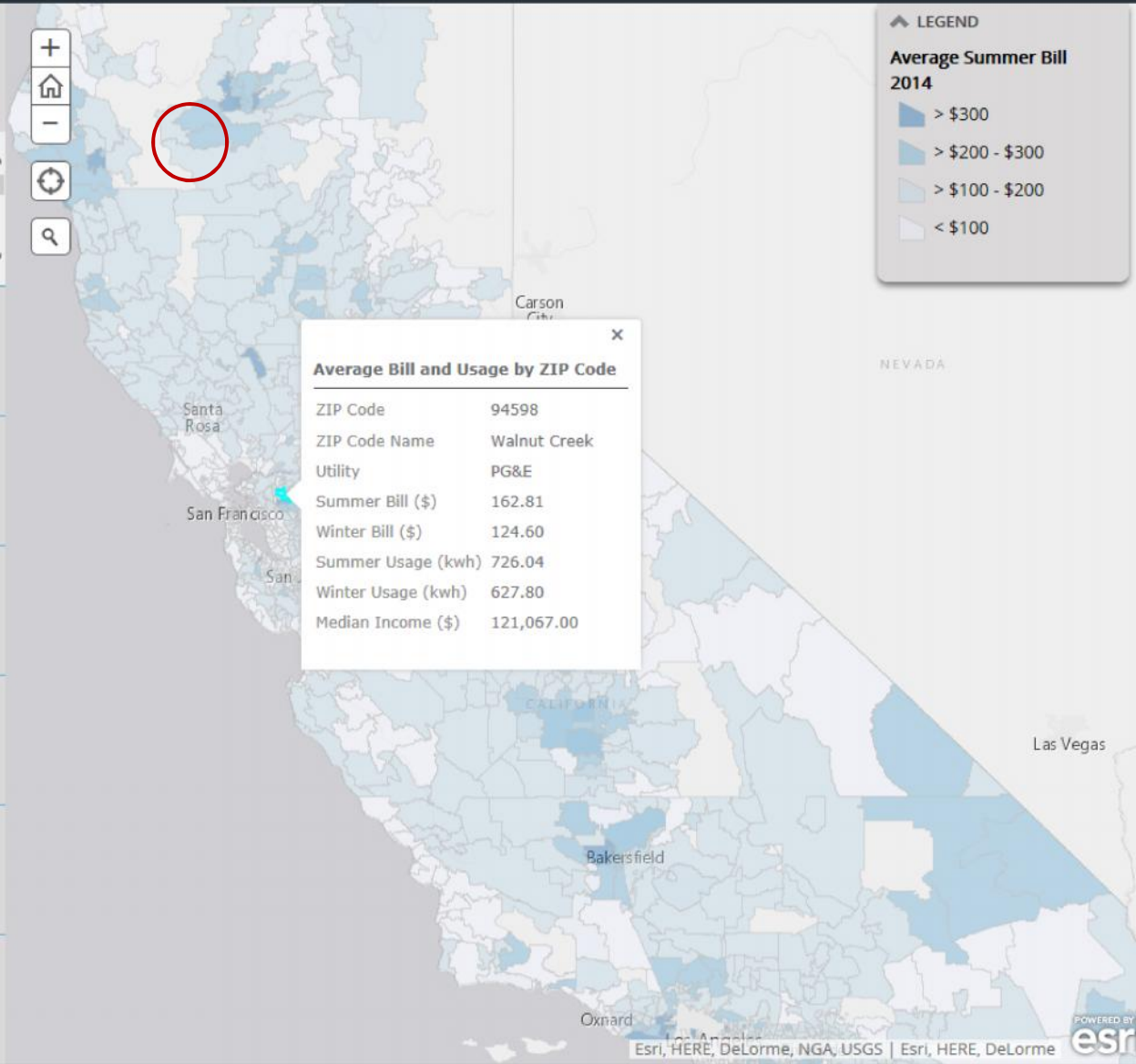
3 What is the average water bill and usage?

4 What is your broadband connection speed?

5 How does income affect utility usage?

6 Where are the low-income customers?

7 How does climate affect your energy bill?





Comparative Analysis of Utility Services & Rates in California



1 What is the average electric bill and usage?

Type your ZIP Code in the search box, wait for the map to zoom in, and click on the center of the map to see the pop-up box with the detailed data.

Residential electric customers in

2 What is the average gas bill and usage?

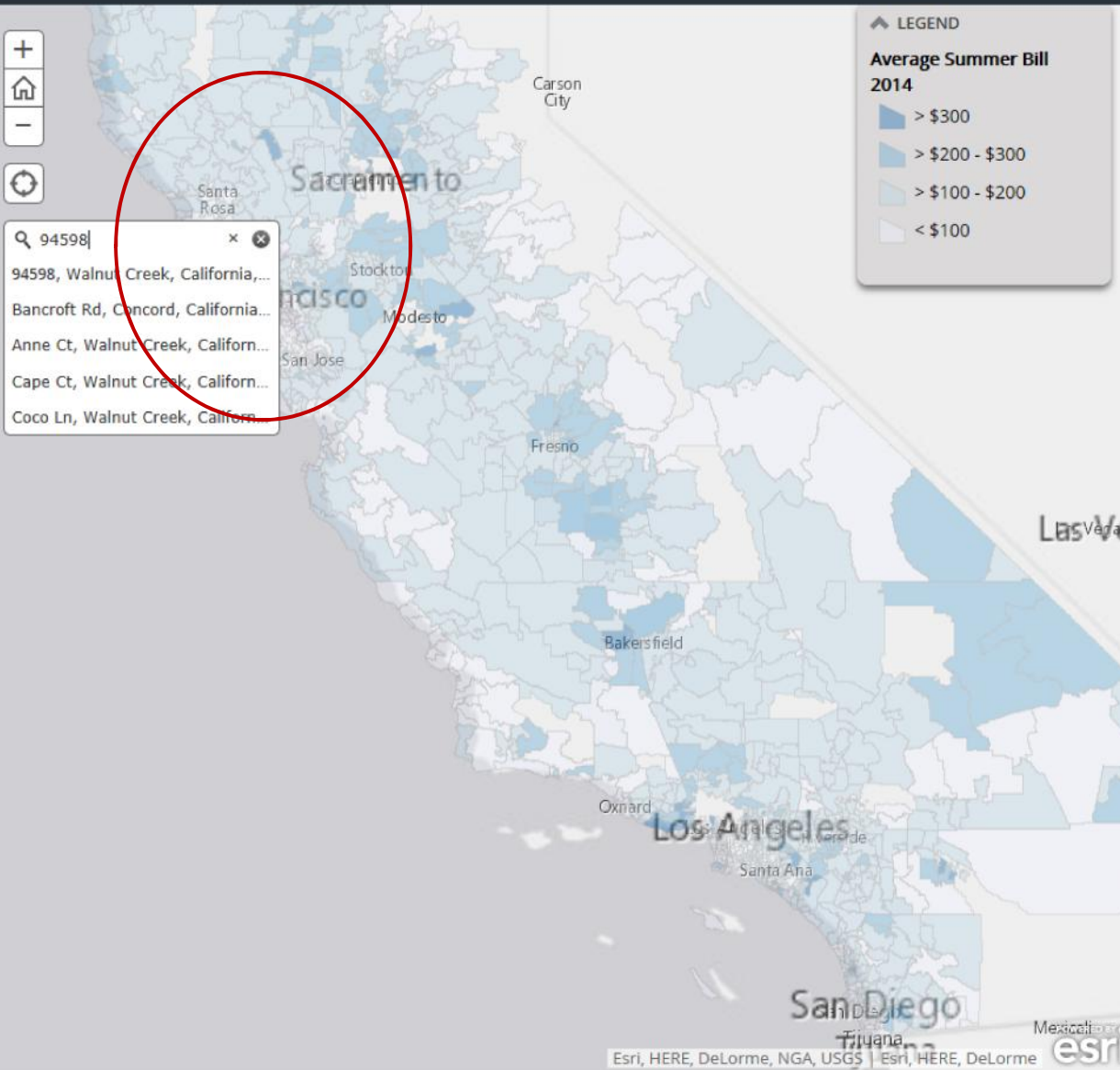
3 What is the average water bill and usage?

4 What is your broadband connection speed?

5 How does income affect utility usage?

6 Where are the low-income customers?

7 How does climate affect your energy bill?





Comparative Analysis of Utility Services & Rates in California



1 What is the average electric bill and usage?

Type your ZIP Code in the search box, wait for the map to zoom in, and click on the center of the map to see the pop-up box with the detailed data.

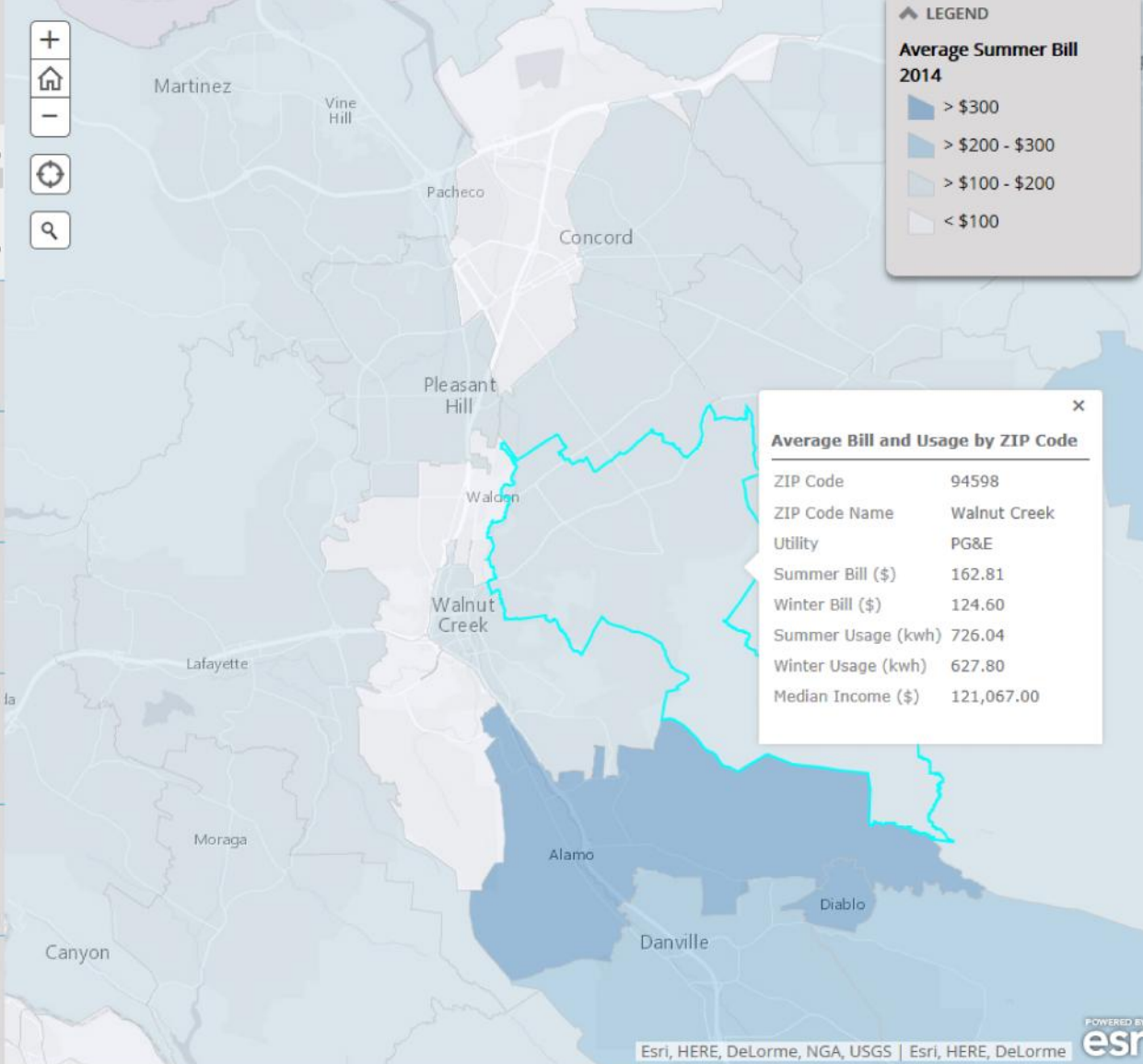
Residential electric customers in



LEGEND

Average Summer Bill 2014

- > \$300
- > \$200 - \$300
- > \$100 - \$200
- < \$100



Average Bill and Usage by ZIP Code

ZIP Code	94598
ZIP Code Name	Walnut Creek
Utility	PG&E
Summer Bill (\$)	162.81
Winter Bill (\$)	124.60
Summer Usage (kwh)	726.04
Winter Usage (kwh)	627.80
Median Income (\$)	121,067.00

2 What is the average gas bill and usage?

3 What is the average water bill and usage?

4 What is your broadband connection speed?

5 How does income affect utility usage?

6 Where are the low-income customers?

7 How does climate affect your energy bill?





Comparative Analysis of Utility Services & Rates in California



1 What is the average electric bill and usage?

2 What is the average gas bill and usage?

3 What is the average water bill and usage?

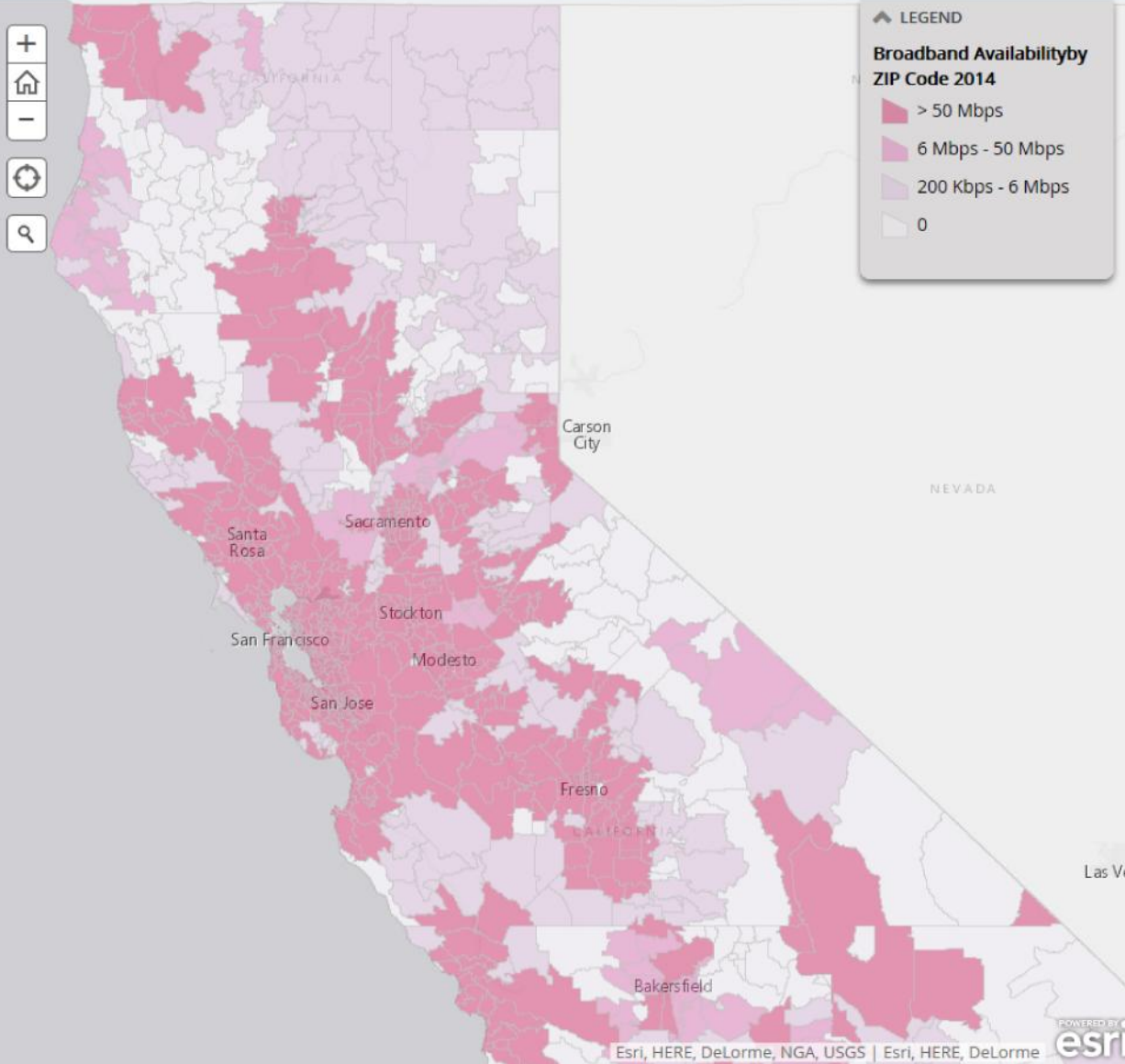
4 What is your broadband connection speed?

The data show that wired broadband in California covers about 95.5% of the State's total households, while the remaining 2.1% is underserved and 2.4% is currently unserved. In total there are 102 broadband providers in California.

5 How does income affect utility usage?

6 Where are the low-income customers?

7 How does climate affect your energy bill?

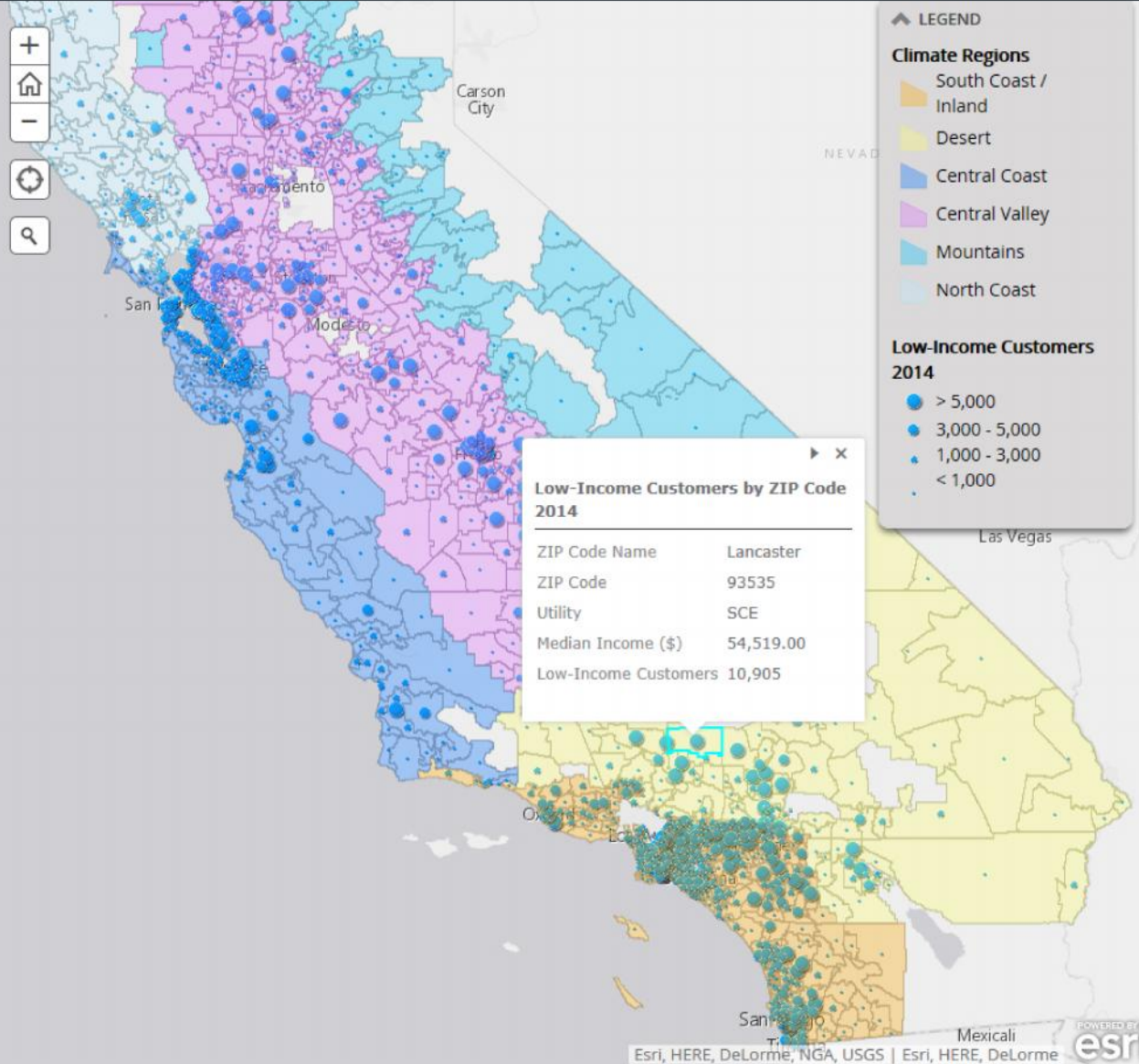




Comparative Analysis of Utility Services & Rates in California



- 1 What is the average electric bill and usage?
- 2 What is the average gas bill and usage?
- 3 What is the average water bill and usage?
- 4 What is your broadband connection speed?
- 5 How does income affect utility usage?
- 6 Where are the low-income customers?
- 7 How does climate affect your energy bill?



The density distribution of customers under California's two low-income assistance programs, CARE and FERA, shows that most of the low-income customers are located in the upper Central Coast, Central Valley, and South





Public Utility Services in California: Interactive Map

LINK

<http://arcg.is/1xlfLjw>





Regular Agenda – Management Reports and Resolutions

Item #43 [13874]

Management Report on Administrative Activities





Management Reports





The CPUC Thanks You For Attending Today's Meeting

**The Public Meeting is adjourned.
The next Public Meeting will be:**

**June 11, 2015 at 9:30 a.m.
in San Francisco, CA**

